

Write your name here

Surname	Other names
---------	-------------

Centre Number Candidate Number

Pearson Edexcel Level 1/Level 2 GCSE (9 - 1)	<table style="width: 100%; border-collapse: collapse;"> <tr> <td style="width: 12.5%; border: 1px solid black; height: 20px;"></td> <td style="width: 12.5%; border: 1px solid black; height: 20px;"></td> <td style="width: 12.5%; border: 1px solid black; height: 20px;"></td> <td style="width: 12.5%; border: 1px solid black; height: 20px;"></td> <td style="width: 12.5%; border: 1px solid black; height: 20px;"></td> <td style="width: 12.5%; border: 1px solid black; height: 20px;"></td> <td style="width: 12.5%; border: 1px solid black; height: 20px;"></td> <td style="width: 12.5%; border: 1px solid black; height: 20px;"></td> </tr> </table>								

Mathematics

Paper 2 (Calculator)

Higher Tier

Sample Assessment Materials – Issue 2 Time: 1 hour 30 minutes	Paper Reference 1MA1/2H
---	-----------------------------------

You must have: Ruler graduated in centimetres and millimetres, protractor, pair of compasses, pen, HB pencil, eraser, calculator.

Total Marks

Instructions

- Use **black** ink or ball-point pen.
- **Fill in the boxes** at the top of this page with your name, centre number and candidate number.
- Answer **all** questions.
- Answer the questions in the spaces provided
– *there may be more space than you need.*
- **Calculators may be used.**
- If your calculator does not have a π button, take the value of π to be 3.142 unless the question instructs otherwise.
- Diagrams are **NOT** accurately drawn, unless otherwise indicated.
- You must **show all your working out.**



Information

- The total mark for this paper is 80
- The marks for **each** question are shown in brackets
– *use this as a guide as to how much time to spend on each question.*

Advice

- Read each question carefully before you start to answer it.
- Keep an eye on the time.
- Try to answer every question.
- Check your answers if you have time at the end.

Turn over ►

S48574A

©2015 Pearson Education Ltd.

6/4/7/7/4/6/6/6/



PEARSON

Answer ALL questions.

Write your answers in the spaces provided.

You must write down all the stages in your working.

- 1 Frank, Mary and Seth shared some sweets in the ratio 4 : 5 : 7
Seth got 18 more sweets than Frank.

Work out the total number of sweets they shared.

F M S

$$\begin{aligned} &3 \text{ parts more} \\ \therefore &3 \text{ parts} = 18 \\ &1 \text{ part} = 6 \end{aligned}$$

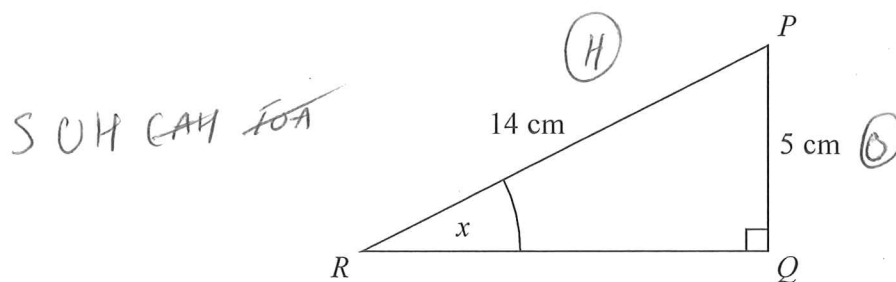
$$\text{Total } 4 + 5 + 7 = 16 \text{ parts}$$

$$16 \times 6$$

96

(Total for Question 1 is 3 marks)

- 2 PQR is a right-angled triangle.



Work out the size of the angle marked x .
Give your answer correct to 1 decimal place.

$$\sin x = \frac{O}{H}$$

$$\begin{aligned} \sin x &= \frac{5}{14} \\ x &= \sin^{-1}\left(\frac{5}{14}\right) \\ x &= \underline{20.9^\circ} \text{ 1dp} \end{aligned}$$

20.9

(Total for Question 2 is 2 marks)

3 Here are the first four terms of an arithmetic sequence.

6 10 14 18
4n *4* *8* *12* *16*

(a) Write an expression, in terms of n , for the n th term of this sequence.

$$\frac{4n + 2}{(2)}$$

The n th term of a different arithmetic sequence is $3n + 5$

(b) Is 108 a term of this sequence?

Show how you get your answer.

$$\begin{aligned} 3n + 5 &= 108 \\ -5 &\quad -5 \\ \hline 3n &= 103 \\ n &= 34.\bar{3} \end{aligned}$$

Not a whole number \therefore 108 is not in the sequence.

(2)

(Total for Question 3 is 4 marks)

4 Axel and Lethna are driving along a motorway.

They see a road sign.

The road sign shows the distance to Junction 8

It also shows the average time drivers take to get to Junction 8

To Junction 8 30 miles 26 minutes

The speed limit on the motorway is 70 mph.

Lethna says

“We will have to drive faster than the speed limit to drive 30 miles in 26 minutes.”

Is Lethna right?

You must show how you get your answer.

$$\text{Speed} = \frac{\text{distance}}{\text{time}}$$

$$70 = \frac{30}{t}$$

$$70t = 30$$

$$t = \frac{3}{7} \text{ hour}$$

$$= 25 \text{ min } 43 \text{ seconds}$$

Lethna is wrong it will take under 26 mins to drive 30 miles at 70 mph.

(Total for Question 4 is 3 marks)

DO NOT WRITE IN THIS AREA

DO NOT WRITE IN THIS AREA

DO NOT WRITE IN THIS AREA

5 The table shows some information about the foot lengths of 40 adults.

Foot length (f cm)	Number of adults
$16 \leq f < 18$	3
$18 \leq f < 20$	6
$20 \leq f < 22$	10
$22 \leq f < 24$	12
$24 \leq f < 26$	9

x	fx
17	51
19	114
21	210
23	276
25	225
	<hr/>
	876

(a) Write down the modal class interval.

40

$22 \leq f < 24$

(1)

(b) Calculate an estimate for the mean foot length.

$\frac{876}{40} = 21.9$

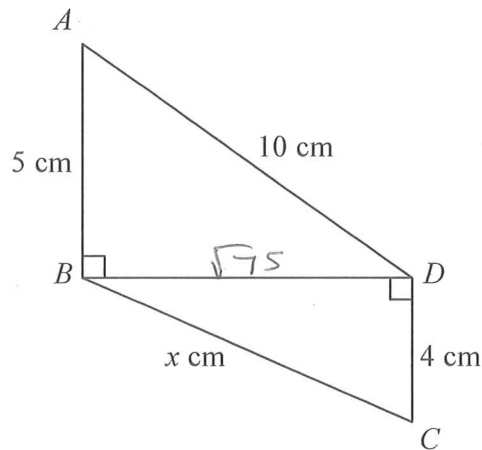
21.9

cm

(3)

(Total for Question 5 is 4 marks)

6 Triangles ABD and BCD are right-angled triangles.



Work out the value of x .
Give your answer correct to 2 decimal places.

$$\begin{aligned}BD: \quad a^2 + b^2 &= c^2 \\ 5^2 + b^2 &= 10^2 \\ b^2 &= 75 \\ b &= \sqrt{75}\end{aligned}$$

$$\begin{aligned}x: \quad a^2 + b^2 &= c^2 \\ (\sqrt{75})^2 + 4^2 &= x^2 \\ 91 &= x^2 \\ x &= \sqrt{91} \\ &= 9.54 \text{ cm}\end{aligned}$$

9.54 cm

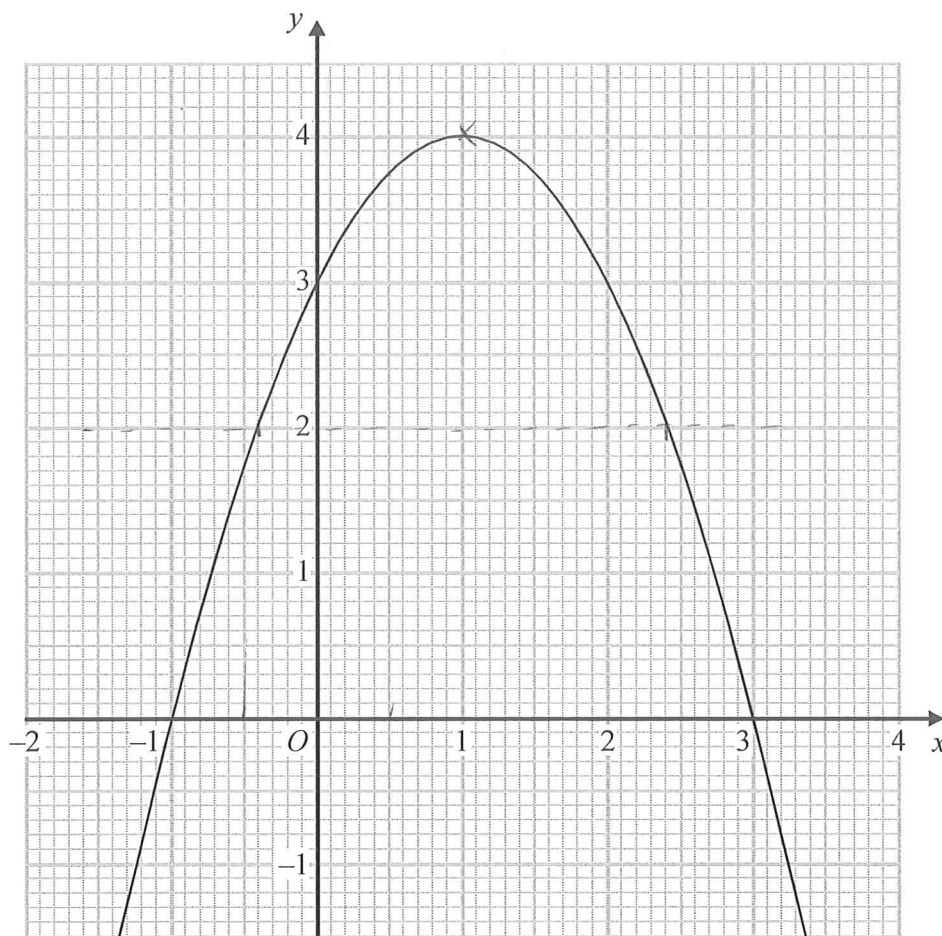
(Total for Question 6 is 4 marks)

DO NOT WRITE IN THIS AREA

DO NOT WRITE IN THIS AREA

DO NOT WRITE IN THIS AREA

7 The graph of $y = f(x)$ is drawn on the grid.



(a) Write down the coordinates of the turning point of the graph.

(1 , 4)
(1)

(b) Write down the roots of $f(x) = 2$

-0.4 and 2.4
(1)

(c) Write down the value of $f(0.5)$

3.75
(1)

(Total for Question 7 is 3 marks)

- 8 In a box of pens, there are
three times as many red pens as green pens
and two times as many green pens as blue pens.

For the pens in the box, write down
the ratio of the number of red pens to the number of green pens to the number of blue pens.

$$\begin{array}{l} R : G : B \\ 3 : 1 : 0.5 \\ 6 : 2 : 1 \end{array}$$

.....
 $6 : 2 : 1$

(Total for Question 8 is 2 marks)

DO NOT WRITE IN THIS AREA

DO NOT WRITE IN THIS AREA

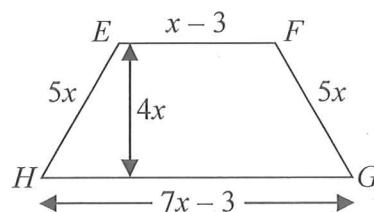
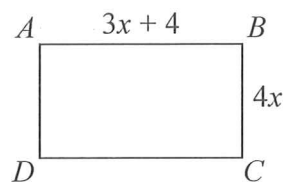
DO NOT WRITE IN THIS AREA

DO NOT WRITE IN THIS AREA

DO NOT WRITE IN THIS AREA

DO NOT WRITE IN THIS AREA

- 9 $ABCD$ is a rectangle.
 $EFGH$ is a trapezium.



All measurements are in centimetres.

The perimeters of these two shapes are the same.

Work out the area of the rectangle.

$$2(3x+4) + 2(4x) = x-3 + 7x-3 + 2(5x)$$

$$6x + 8 + 8x = 8x - 6 + 10x$$

$$6x + 8 = 10x - 6$$

$$14 = 4x$$

$$x = \frac{14}{4} = \frac{7}{2} = 3.5$$

$$\begin{aligned} \text{Length} &= 3(3.5) + 4 \\ &= 14.5 \end{aligned}$$

$$\begin{aligned} \text{Width} &= 4(3.5) \\ &= 14 \end{aligned}$$

$$\begin{aligned} \text{Area} &= 14 \times 14.5 \\ &= 203 \end{aligned}$$

..... 203 cm^2

(Total for Question 9 is 5 marks)

10 Katy invests £2000 in a savings account for 3 years.

The account pays compound interest at an annual rate of

2.5% for the first year

$x\%$ for the second year

$x\%$ for the third year

There is a total amount of £2124.46 in the savings account at the end of 3 years.

(a) Work out the rate of interest in the second year.

$$\text{After year 1: } 2000 \times 1.025 = \pounds 2050$$

After 3 years

$$2050 \times x^2 = 2124.46$$

$$x^2 = 1.036321951$$

$$x = 1.017998994$$

$$\underline{\underline{1.8\% \text{ 2sf}}}$$

$$\underline{\underline{1.8\%}}$$

(4)

Katy goes to work by train.

The cost of her weekly train ticket increases by 12.5% to £225

(b) Work out the cost of her weekly train ticket before this increase.

$$112.5\% = 225$$

$$\div 112.5$$

$$1\% = 2$$

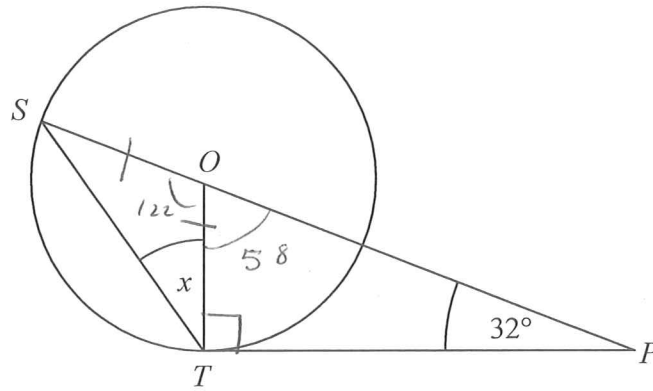
$$100\% = \underline{\underline{\pounds 200}}$$

$$\pounds \underline{\underline{200}}$$

(2)

(Total for Question 10 is 6 marks)

11



S and T are points on the circumference of a circle, centre O .
 PT is a tangent to the circle.
 SOP is a straight line.
 Angle $OPT = 32^\circ$

Work out the size of the angle marked x .
 You must give a reason for each stage of your working.

$$\hat{O}TP = 90^\circ \text{ Tangent meets radius at } 90^\circ$$

$$\hat{P}OT = 58^\circ \text{ Angles in a triangle sum to } 180^\circ$$

$$\hat{S}OT = 122^\circ \text{ Angles on a straight line sum to } 180^\circ$$

$$\underline{\underline{x = 29^\circ}} \quad \frac{180 - 122}{2} \text{ Angles at the base of an isosceles triangle are equal}$$

(Total for Question 11 is 4 marks)

13 d is inversely proportional to c

When $c = 280$, $d = 25$

Find the value of d when $c = 350$

$$d = \frac{k}{c}$$

$$25 = \frac{k}{280}$$

$$k = 7000$$

$$d = \frac{7000}{c}$$

$$d = \frac{7000}{350}$$

$$d = 20$$

$$d = \dots 20$$

(Total for Question 13 is 3 marks)

14 Prove algebraically that

$(2n + 1)^2 - (2n + 1)$ is an even number

for all positive integer values of n .

$$((2n+1)(2n+1)) - (2n+1)$$

$$(4n^2 + 2n + 2n + 1) - (2n + 1)$$

$$4n^2 + 4n + 1 - 2n - 1$$

$$4n^2 + 2n$$

$$2(2n^2 + n)$$

anything [↑] multiplied by 2 is even.

(Total for Question 14 is 3 marks)

DO NOT WRITE IN THIS AREA

DO NOT WRITE IN THIS AREA

DO NOT WRITE IN THIS AREA

15 Prove algebraically that the recurring decimal $0.2\dot{5}$ has the value $\frac{23}{90}$

$$\begin{aligned}
 0.2\dot{5} &= x \\
 2.\dot{5} &= 10x \quad (1) \\
 25.\dot{5} &= 100x \quad (2) \\
 23 &= 90x \quad (2) - (1) \\
 x &= \frac{23}{90}
 \end{aligned}$$

(Total for Question 15 is 2 marks)

16 Show that $\frac{1}{6x^2 + 7x - 5} \div \frac{1}{4x^2 - 1}$ simplifies to $\frac{ax + b}{cx + d}$ where a, b, c and d are integers.

$$\begin{aligned}
 &\frac{1}{6x^2 + 7x - 5} \times \frac{4x^2 - 1}{1} \\
 &\frac{4x^2 - 1}{6x^2 + 7x - 5} \\
 &\frac{(2x + 1)(2x - 1)}{(2x - 1)(3x + 5)} \\
 &\frac{2x + 1}{3x + 5}
 \end{aligned}$$

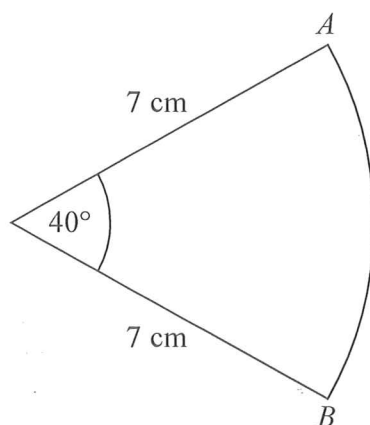
(Total for Question 16 is 3 marks)

DO NOT WRITE IN THIS AREA

DO NOT WRITE IN THIS AREA

DO NOT WRITE IN THIS AREA

17 The diagram shows a sector of a circle of radius 7 cm.



Work out the length of arc AB .
Give your answer correct to 3 significant figures.

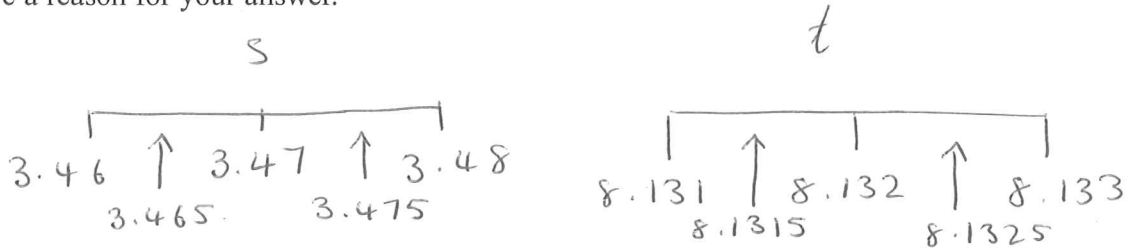
$$\begin{aligned} \text{Arc Length} &= \frac{\theta}{360} \times 2\pi r \\ &= \frac{40}{360} \times 2\pi(7) \\ &= 4.89 \text{ cm (3sf)} \end{aligned}$$

..... 4.89 cm

(Total for Question 17 is 2 marks)

18 $m = \frac{\sqrt{s}}{t}$ $s = 3.47$ correct to 3 significant figures
 $t = 8.132$ correct to 4 significant figures

By considering bounds, work out the value of m to a suitable degree of accuracy.
 Give a reason for your answer.



$$\text{upper } m = \frac{\sqrt{s_{\text{upper}}}}{t_{\text{lower}}} = \frac{\sqrt{3.475}}{8.1315} = 0.2292486243$$

$$\text{lower } m = \frac{\sqrt{s_{\text{lower}}}}{t_{\text{upper}}} = \frac{\sqrt{3.465}}{8.1325} = 0.2288903839$$

$$m = 0.229 \quad 3sf$$

upper and lower bound both round to 0.229
 to 3sf

(Total for Question 18 is 5 marks)

DO NOT WRITE IN THIS AREA

DO NOT WRITE IN THIS AREA

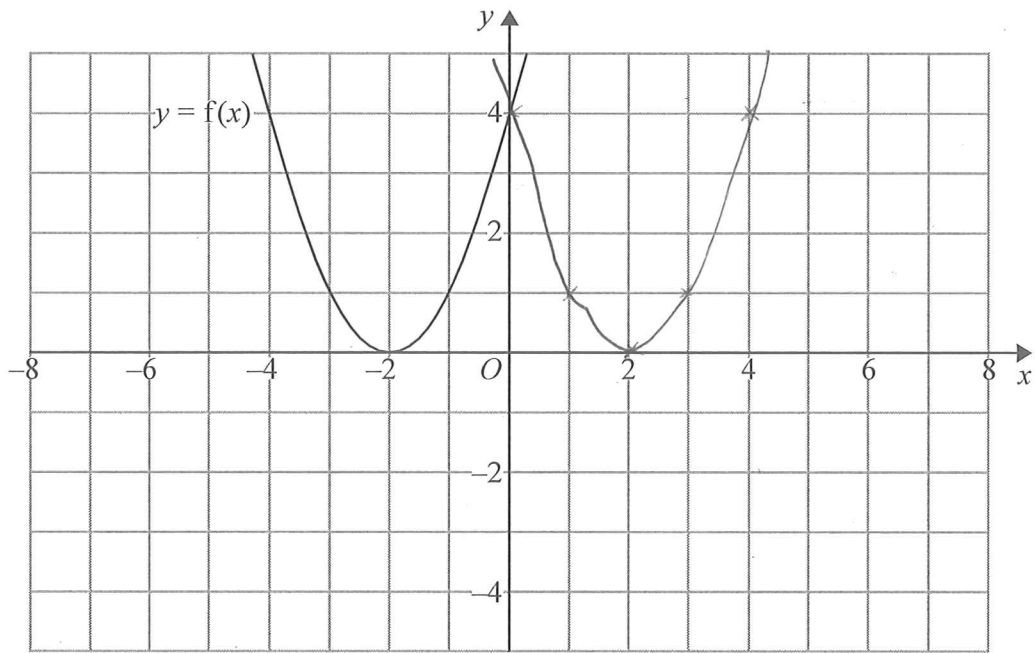
DO NOT WRITE IN THIS AREA

DO NOT WRITE IN THIS AREA

DO NOT WRITE IN THIS AREA

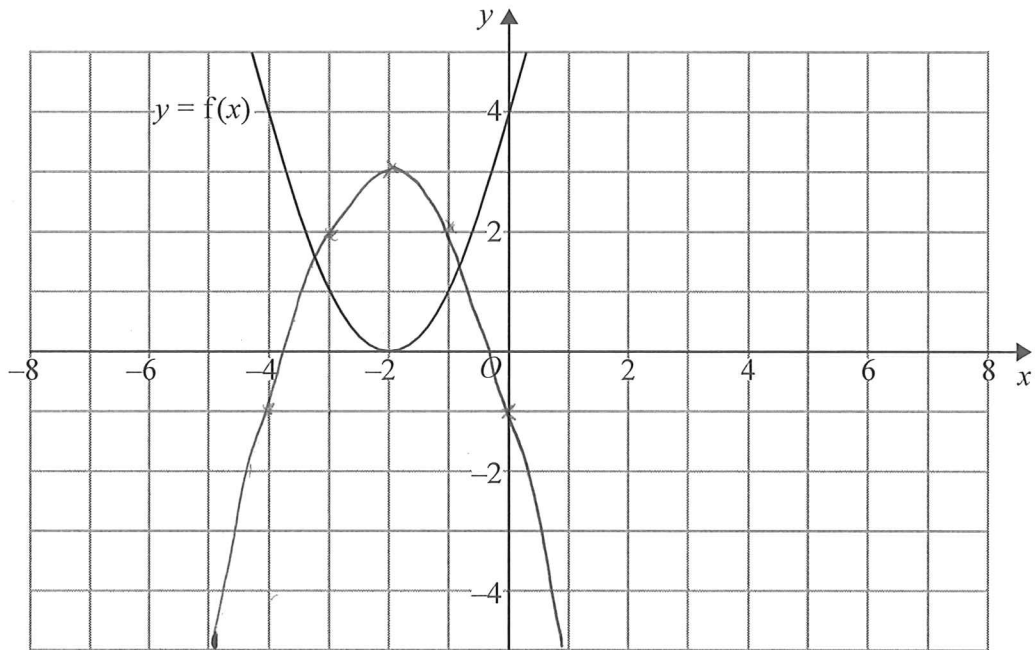
DO NOT WRITE IN THIS AREA

19 The graph of $y = f(x)$ is shown on both grids below.



(a) On the grid above, sketch the graph of $y = f(-x)$

(1)



(b) On this grid, sketch the graph of $y = -f(x) + 3$

(1)

(Total for Question 19 is 2 marks)

20 Solve algebraically the simultaneous equations

$$\begin{aligned}x^2 + y^2 &= 25 \\y - 2x &= 5 \\y &= 2x + 5\end{aligned}$$

$$x^2 + (2x + 5)^2 = 25$$

$$x^2 + (2x + 5)(2x + 5) = 25$$

$$x^2 + (4x^2 + 10x + 10x + 25) = 25$$

$$5x^2 + 20x = 0$$

$$5x(x + 4) = 0$$

$$x = 0 \quad x = -4$$

$$\begin{aligned}y &= 2(0) + 5 \\&= 5\end{aligned}$$

$$\begin{aligned}y &= 2(-4) + 5 \\&= -3\end{aligned}$$

$$x = 0 \quad y = 5 \quad \text{or} \quad x = -4 \quad y = -3$$

(Total for Question 20 is 5 marks)

DO NOT WRITE IN THIS AREA

DO NOT WRITE IN THIS AREA

DO NOT WRITE IN THIS AREA

DO NOT WRITE IN THIS AREA

DO NOT WRITE IN THIS AREA

DO NOT WRITE IN THIS AREA

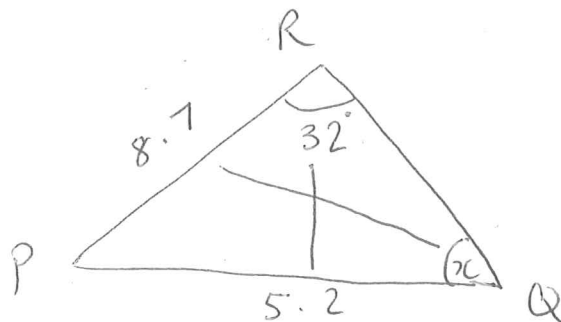
21 In triangle RPQ ,

$$RP = 8.7 \text{ cm}$$

$$PQ = 5.2 \text{ cm}$$

$$\text{Angle } PRQ = 32^\circ$$

- (a) Assuming that angle PQR is an acute angle, calculate the area of triangle RPQ .
Give your answer correct to 3 significant figures.



$$\frac{\sin x}{8.7} = \frac{\sin 32}{5.2}$$

$$\sin x = \frac{\sin 32}{5.2} \times 8.7$$

$$x = \sin^{-1}(\text{ANS})$$

$$x = 62.44853188$$

$$\begin{aligned} \hat{R}PQ &= 180 - 62.44853188 - 32 \\ &= 85.55146812 \end{aligned}$$

$$\text{Area} = \frac{1}{2} ab \sin C$$

$$= \frac{1}{2} (8.7)(5.2) \sin(\text{ANS})$$

$$= 22.6 \text{ cm}^2 \text{ 3sf}$$

$$\underline{\underline{22.6}} \text{ cm}^2 \quad (4)$$

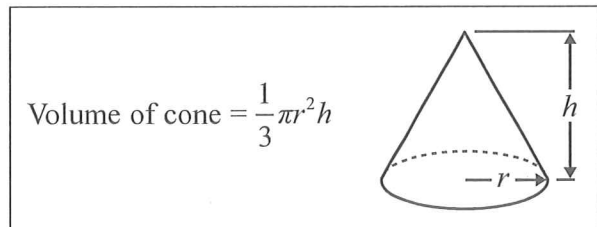
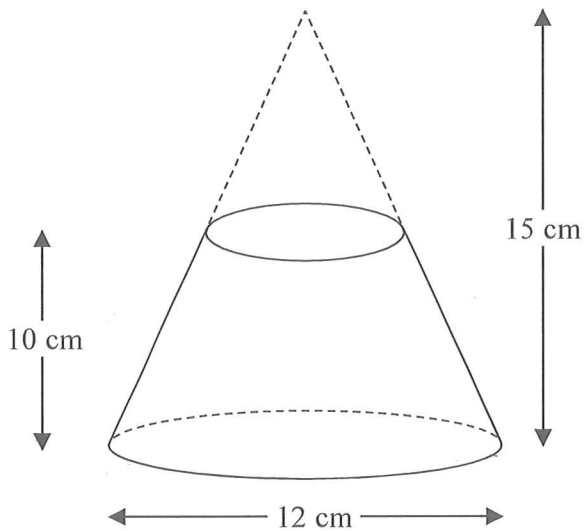
- (b) If you did not know that angle PQR is an acute angle, what effect would this have on your calculation of the area of triangle RPQ ?

The angle RPQ would have been smaller if PQR was obtuse. (And therefore the area would have been less). There would have been two possible answers.

(1)

(Total for Question 21 is 5 marks)

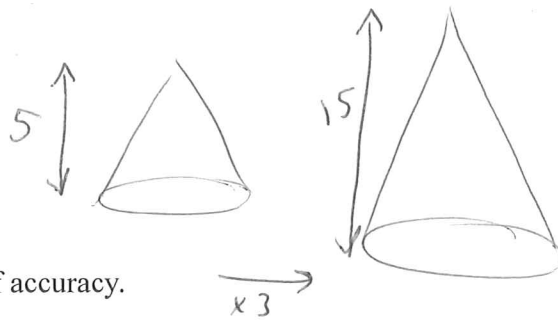
22 A frustum is made by removing a small cone from a large cone as shown in the diagram.



The frustum is made from glass.
The glass has a density of 2.5 g/cm^3

Work out the mass of the frustum.

Give your answer to an appropriate degree of accuracy.



$$\begin{aligned} \text{volume of big cone} &= \frac{1}{3} \pi (6)^2 15 \\ &= 180 \pi \end{aligned}$$

$$\text{volume of small cone} = \frac{180 \pi}{27}$$

$$(\text{scale factor for volume} = 3^3)$$

$$\text{volume of frustum} = \frac{520 \pi}{3}$$

$$\text{density} = \frac{\text{mass}}{\text{volume}}$$

$$\text{mass} = \text{density} \times \text{volume}$$

$$\text{mass} = 2.5 \times \frac{520 \pi}{3}$$

$$\frac{1400}{3} \text{ g} \quad 2 \text{ st}$$

(Total for Question 22 is 5 marks)

TOTAL FOR PAPER IS 80 MARKS

$$\left[\begin{array}{l} 1360 \quad 3 \text{ st} \\ 1361 \quad \text{nearest} \\ \quad \quad \text{whole} \\ \quad \quad \text{no.} \end{array} \right]$$